




A guide to FrogParent





FrogParent

For **FrogLearn** Schools with SIMS

Education Software Solutions SIMS can provide your school with attendance, behaviour, reports and attainment (grades) data information about each child for an addition to your current FrogLearn licence.

Attendance and **Behaviour** data can be extracted from SIMS and imported into FrogLearn each evening as part of the scheduled import. You can also update this data manually.

Reports (or **Linked Documents**) can be prepared in SIMS and published in Frog when you're ready.

Results Sets are also able to be synced with Frog and either published automatically or you can choose when to publish and which aspects to share.

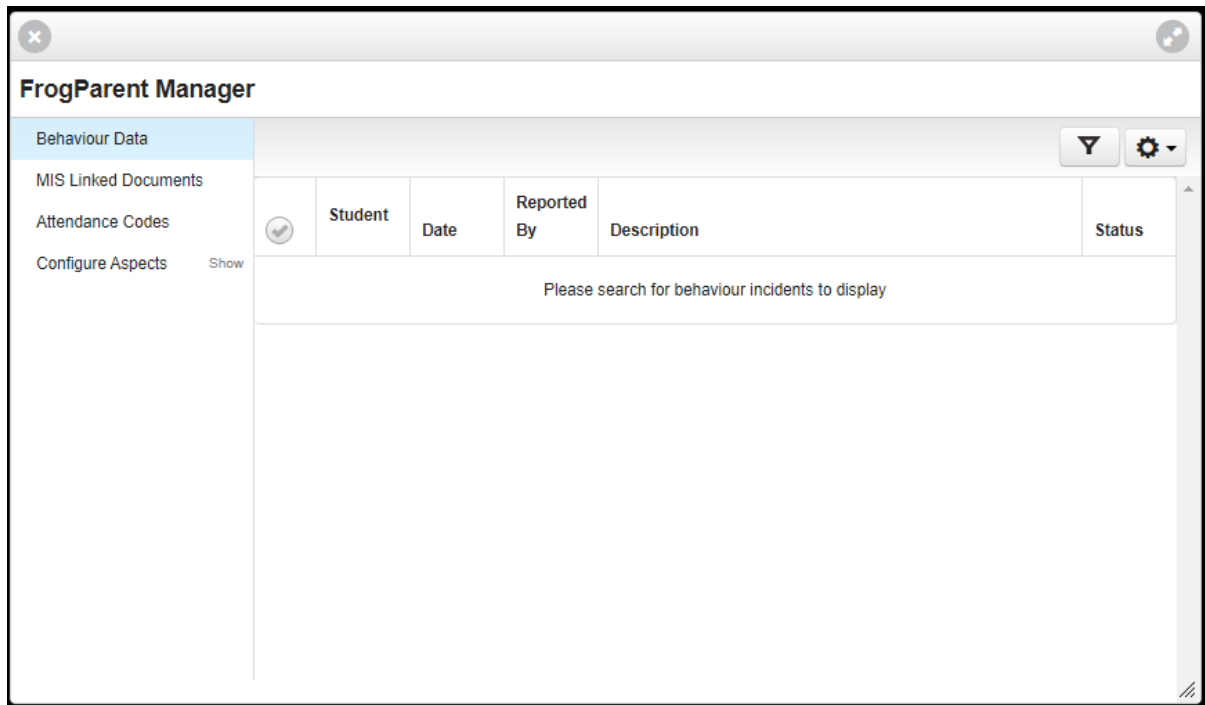
Please note:

Frog already provides parent logins and a parent portal as part of your existing licence. Through these accounts, parents can see their children's homework and ePortfolios. **FrogParent** provides additional data.



FrogParent Manager

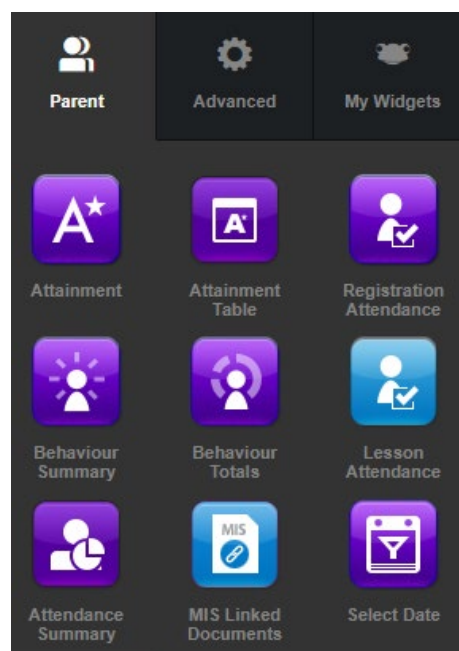
Our **FrogParent** Manager application gives admins control over the data which is then accessed via the Parent Widgets or made available in the My Child/My Learning/My Class applications.



Parent Widgets

When enabled, a new category will appear in your widget editing panel, called Parent. These widgets display data about a parent's children. They also interact with the Select User, Select Date and Select Subject widgets found in the Advanced category. Staff and Admins will be able to look up children using the Select User widget, however Parents will only see their children's names as an option.

- **Registration Attendance** - An overview of a child's attendance in school for the selected date range
- **Behaviour Summary** - A summary of positive and negative behaviours for the selected date range
- **Behaviour Totals** - The behaviour point totals for a selected date range
- **Select Date** - Allows for a date range to be specified
- **Select User** - Displays the child's name. Should a parent have more than one child attending the school the widget will allow the ability to select a child
- **Attainment Table** - Provides tables from a Results Set, which can be configured to show specified aspects.
- **Lesson Attendance** - Shows an overview of a child's attendance in school by period, subject or detailed view for the selected date range.



Please note:

The Attainment widget is an older widget which the Attainment Table is designed to replace.



Behaviour Summary & Behaviour Totals Widgets

When placed on a site, the Behaviour Summary widget will allow the administrator to configure the following options:

- Select Behaviour Type
- Display Teacher Name
- Display Description

The Behaviour Totals widget requires no configuration; both positive and negative behaviour totals are displayed even if the school chooses not to display negative behaviour, i.e. this means that the Negative Behaviour Total will display as 0 if the school choose not to display negative behaviour.

An example of the MIS data that will be seen when using the Behaviour Summary and Behaviour Totals widget:

Behaviour Totals	Positive	Negative
Previous Month	18	0
This Year	261	391

Behaviour Summary

Positive

Points 14

Type: Academic Achievement

Date: 19/06/2014 **Award:** Community Event

Activity: History **Staff Member:** Mrs S Frog Staff 10

Description:
With 9 others, qualified at Regionals and competed at the National Schools' Netball Competition.



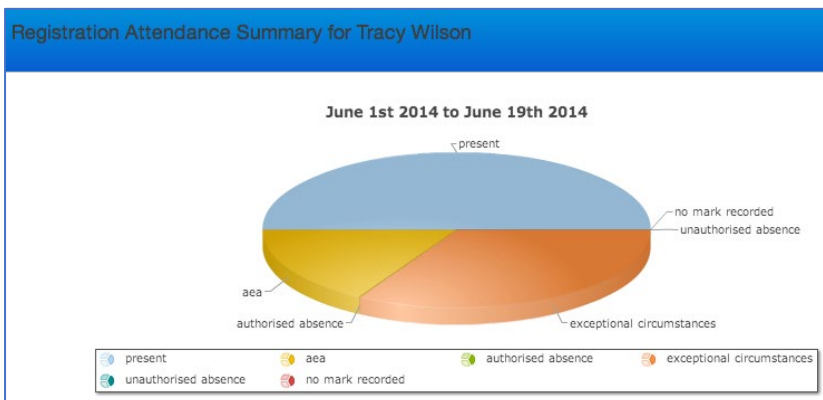
Registration Attendance Widget

The Registration Attendance widget when placed on a site will allow the administrator to configure the following options:

Registration Trend - Presents a summary of the child's attendance in a bar graph



Registration Summary - Presents a summary of the child's attendance in a pie chart



Registration Detail - Presents a detailed summary of the child's attendance

June 2014							
	Mon am pm	Tue am pm	Wed am pm	Thu am pm	Fri am pm	Sat am pm	Sun am pm
1st							??
2nd to 8th	??	??	??	??	??	??	??
9th to 15th	??	??	??	??	??	??	??
16th to 22nd	??	??	??	??	??	??	??
23rd to 29th	??	??	??	??	??	??	??
30th	??						

Authorised Absence	Unauthorised Absence	Approved Educational Activity
Present	Exceptional Circumstances	No Mark Recorded



Attainment Widget

There is no configuration required for this widget. Below is an example of the MIS data that will be available through the Attainment widget:

Select User		Select Date	
<	Tracy Wilson	Start Date	01/10/2014
		End Date	02/11/2014
			Apply

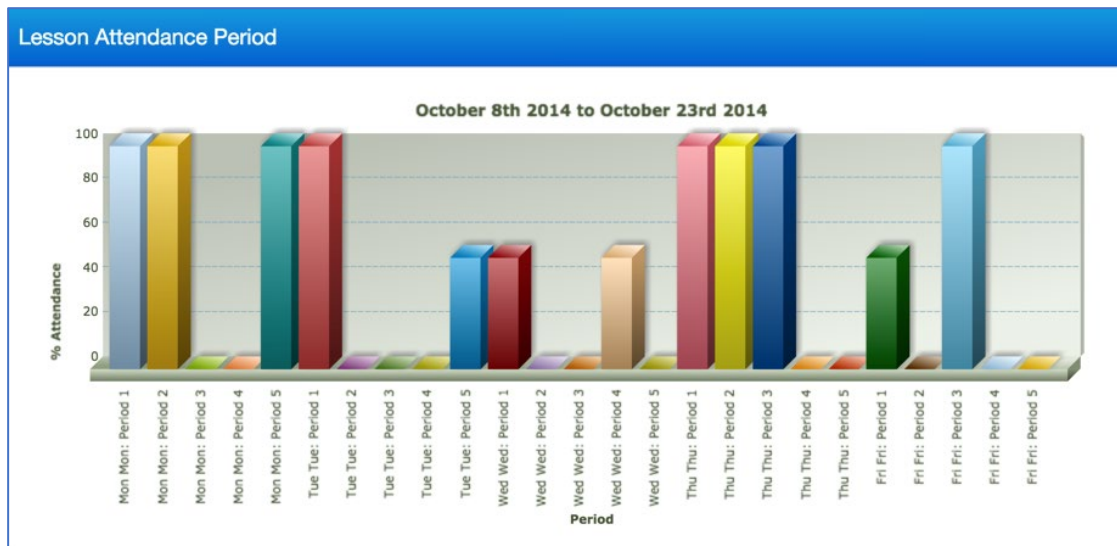
Attainment		
VA SX KS2 prob of 4 or higher in Writing		
G	I believe you are capable of a C grade, but this latest piece of work is far from your best.	26/10/2014
KS3 English Target Level		
G	Working more closely on spelling and grammar will be beneficial.	24/10/2014



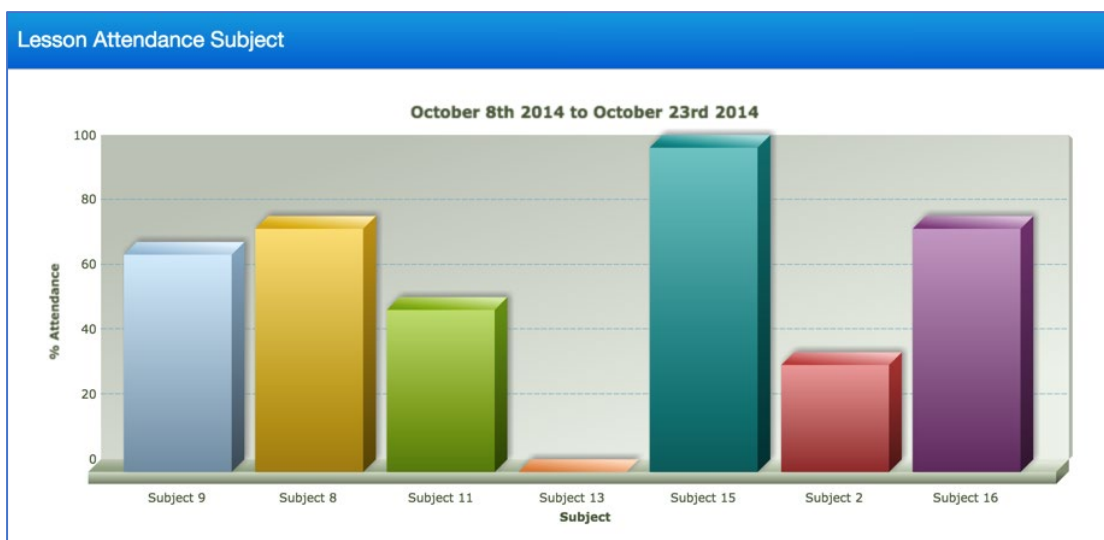
Lesson Attendance Widget

The Lesson Attendance widget, when placed on a site, will allow an administrator to configure the following options:

- Period** - Presents a summary of a child's attendance data for each period from the schools timetable in SIMS. The attendance for each period is expressed as a percentage in a bar graph for the selected date range.



- Subject** - Presents a summary of the child's attendance data for each subject from the schools timetable in SIMS. The attendance for each subject is expressed as a percentage in a bar chart for the selected date range.



- Detail** - Presents a detailed summary of the child's attendance for each subject for each day within the selected date range. Data will be displayed on a per week basis with arrows allowing the parent to scroll between weeks.

Lesson Attendance Detail					
< 20/10/2014 - 23/10/2014					
	Period 1	Period 2	Period 3	Period 4	Period 5
Monday					
Tuesday					
Wednesday					
Thursday					

Attendance Codes

	Unauthorised Absence		Approved Educational Activity
	Present		Exceptional Circumstances
			No Mark Recorded

Please see below the symbols used in Detail view for the Lesson Attendance widget:

Symbol	Attendance Code
	Unauthorised Absence
	Unauthorised Absence
	Approved Educational Activity
	Present
	Exceptional Circumstances
	No Mark Recorded



Attainment Table Widget

The Attainment Table widget can be configured in multiple ways to display specified aspects from a Results set.

Attainment			
	Attitude to Learning	Current	Predicted
Business Studies	3	L1P	-
English	3	3+	-
English Literature	3	3+	-
Geography	2	2-	-
Graphics	2	3	4
Information Syst	3	U	-
Maths	2	2	-
Motor Vehicle	-	P	-
Science	2	11	33

Attainment

2021_1AUTUMN-A

Select

Select

Predicted

Target

Result

Comment Delete

Effort Delete

Current Delete



My Child

Within the My Child application, which also appears in **MyFrog**, all of the data above can also be displayed:

The screenshot shows the 'My Child' application interface for 'John Smith - Registration Attendance'. It features a sidebar with navigation options like 'Mathematics', 'Registration Attendance', 'Lesson Attendance', 'Attainment Summary', 'Behaviour Summary', 'Positive Behaviour', 'Negative Behaviour', 'MIS Documents', and 'Profile'. The main area displays a calendar for 'October 2021' with columns for days of the week and rows for date ranges (1st to 3rd, 4th to 10th, 11th to 17th, 18th to 24th, 25th to 31st). Each cell in the calendar contains a status icon: green checkmarks for attendance, orange icons with a slash for authorised absence, and red icons with an 'X' for unauthorised absence. A legend at the bottom identifies these icons.

	Mon		Tue		Wed		Thu		Fri		Sat		Sun	
	AM	PM	AM	PM	AM	PM	AM	PM	AM	PM	AM	PM	AM	PM
1st to 3rd									✓	✓	✗	✗	✗	✗
4th to 10th	✓	✓	✓	✓	✓	✓	✓	✓	✓	✓	✗	✗	✗	✗
11th to 17th	✓	✓	✓	✓	✓	✓	✓	✓	✓	✓	✓	✓	✓	✓
18th to 24th	✓	✓	✓	✓	✓	✓	✓	✓	✓	✓	✓	✓	✓	✓
25th to 31st	✓	✓	✓	✓	✓	✓	✓	✓	✓	✓	✓	✓	✓	✓

You can configure what is made visible in My Child via Groups & Policies:

The screenshot shows the 'Groups and Policies' configuration screen. It includes a search bar for policies and roles, and a list of roles for the 'My Child' group. Each role has a toggle switch to enable or disable it. The roles listed are:

- Access to My Childs Attainment Summary ... (OFF)
- Access to My Childs Registration Attendan... (ON)
- Access to My Childs Subject Data (ON)
- Access to MyChilds Assignments Data (ON)
- Access to MyChilds Attainment Summary D... (ON)
- Access to MyChilds Behaviour Summary D... (ON)
- Access to MyChilds Lesson Attendance Data (ON)
- Access to MyChilds MIS Documents (ON)
- Access to MyChilds Negative Behaviour Data (ON)



Next steps...

If you are interested in activating **FrogParent** for your school, please contact hello@frogeducation.com.

When activated, our Service Desk will walk your Admin team through the new tools and help you set them up. You can also use our video guides below:

<https://schools.frogeducation.com/community/training/administratortraining/frogparent>

